



# SDWF Water Drop

SDWF's Youth Water Issues Newsletter – Volume 2, Number 4, February 2009

#1-912 Idylwyld Dr N Saskatoon, SK S7L 0Z6 Canada Ph:306-934-0389 Fx:306-934-5289  
[info@safewater.org](mailto:info@safewater.org) [www.safewater.org](http://www.safewater.org)




## Gallons of Water for our Meals

By: Jun Torii, Mississauga, ON

Many people do not realize that the amount of water necessary for the food on their plates is extremely high. They do not take into account that food requires water to produce, distribute, and cook it. Some believe that it is worth it but, honestly, water is money and it is precious. The Earth may have more water than land, but not much of it is fresh or clean. Food is one of the most major parts of our lives that use a large amount of water. Thus, we should understand how important it is to conserve water.

When calculating how much water it takes for that one meal on the table, you not only have to think about the amount of water used to cook the food, but also the amount of virtual water. For example, it takes approximately 60 gallons of water to produce one pound of corn. When the corn produced is fed to cattle (which also require water for cleaning, drinking and processing) it results in taking over 1500 gallons of water to produce one pound of beef. This is an extremely high amount of water necessary for one pound of beef, which means that if everyone eats a little less meat, we could save a lot of water.

Water is valuable – that is a clear fact. Many do not realize that the amount of water used for their one meal is much more than they think. Usually, it takes large quantities of virtual water to produce and distribute various products. Taking that into account, if everyone purchases products produced in their own country or somewhere near, the world would save a lot of water. Think about the world and the Earth's precious water – it is expensive, necessary, and precious.



## The Water Drop – Get Paid for Writing about Water Issues!

We are inviting students to submit articles and puzzles for our Youth Water Issues Newsletter, The Water Drop. We gratefully received funding from Green Street for this youth engagement project and are paying students \$40 per article that we publish and \$50 per puzzle and answer key that we publish. For more information, read our previous issues of The Water Drop here:

<http://www.safewater.org/news/the-water-drop.html> and/or contact us at [info@safewater.org](mailto:info@safewater.org) or (306) 934-0389. We look forward to seeing your articles and/or puzzles, just e-mail them to [info@safewater.org](mailto:info@safewater.org)!



### Solve the Puzzle to Read the Cool Fact!

By: Jun Torii, Mississauga, ON

Unscramble each of the wacky words to form real ones. Then place them in their corresponding line to form a sentence, stating a cool fact!

- a) retaw
- b) noe
- c) arthe
- d) unndergnoud
- e) rshfe
- f) zfroen
- g) percnet

\_\_\_\_\_ of the \_\_\_\_\_'s \_\_\_\_\_ is \_\_\_\_\_ and not \_\_\_\_\_ or \_\_\_\_\_.

(b)            (g)                    (c)            (a)            (e)                    (f)            (d)

#### Answer Key for January's Puzzle of the Month: Northern Canadian River Puzzle

By: Patrick Butler, Conception Bay South, NL

	1	2	3	4	5
A	N	E	B	F	L
B	Y	E	O	C	R
C	A	I	J	Q	D
D	G	U	P	A	K
E	K	N	H	M	Z

The word frame, when filled with the correct letters will give the name of a northern Canadian river. The letters are arranged in the adjacent coded square. There are two possible alternatives to fill each square of the word frame, one correct, the other incorrect. What is the name of the river?

Word Frame:

E4    A5    B4    D5    A4    C5    B5    C2    B2

M	A	C	K	E	N	Z	I	E
C3	C1	B1	E2	A2	E2	E5	D3	D5

#### A Few Sponsored Operation Water Drop and Operation Water Pollution Kits are Still Available!

The SDWF still has a few Operation Water Drop and Operation Water Pollution kits sponsored by various chapters of the TD Friends of the Environment Foundation available. If you are interested in testing your local water and comparing it to the Canadian Drinking Water Guidelines, then Operation Water Drop is for you! If you would like to learn more about Operation Water Pollution and what can be done about this problem, then Operation Water Pollution is for you! Perhaps both would be useful in your classroom! For more information and/or to see if a sponsored kit is available for your school please contact us at [info@safewater.org](mailto:info@safewater.org) or (306) 934-0389.



## Save Water in the Kitchen

By: Jun Torii, Mississauga, ON

At home, most of the water used (and wasted) is in the kitchen – where there is an active usage of water. A large portion of the water used can be saved, thus helping the environment and cutting costs on the water bill. From working with frozen food to cleaning dishes, unnecessary clean water can be saved.

Amazingly, most families load and start their automatic dishwashers even when it is not fully loaded. Attempt to fully load the dishwasher and, if not possible, properly set the water level for the size of load being washed. When washing dishes by hand, fill one basin or sink then rinse quickly under a slow moving stream from the faucet. These methods will help many people save water when washing the dishes.

Cooking also uses a large amount of water that can be conserved for later use. There are two methods to save water for cooking. First, consider not running water to thaw meat or other frozen foods. As an alternative, defrost food overnight in a refrigerator or by using a microwave. Second, start a compost pile as an alternate method of disposing food waste instead of using a garbage disposal. Kitchen garbage disposals require lots of water to operate and garbage disposals can add 50% to the volume of solids in a septic tank. This can lead to malfunctions and maintenance problems.

Overall, water is wasted mainly in the kitchen when cleaning dishes and cooking. We can save clean water easily if we follow the methods stated above. By considering these methods, the world would have more available fresh water and our water bills would decrease. Think about your water usage and try these methods and you will surely save water when doing your various activities in the kitchen.



## Know Your Water Footprint

By: Jun Torii, Mississauga, ON


Water is used for nearly every life activity – whether it is for health, production of materials or food. We must not take the available water for granted. We use the water footprint as an indicator of water use that looks at both indirect and direct use of water as a consumer or a producer. The water footprint of an individual, community or business is explained to be the total volume of freshwater used to produce their goods and services.

Many water problems relate to the global economy. Countries that do not have their own water rely on other countries, putting pressure on the water resources in these countries.

Amazingly, it takes a large amount of water to do various activities. For example, the production of one kilogram of beef requires approximately 6000 liters of water. Another interesting fact lies with China. The water footprint of China is about 700 cubic meters per year per capita.

The water footprint allows researchers and scientists to study the amount of water used by each country or area and learn how it connects to the world. If you are curious about how large various countries' water footprints are, poke around the Internet and you will surely learn a lot of facts.

If you have any comments, suggestions, articles, or submission ideas for [The Water Drop](#) then please do not hesitate to contact us:



[info@safewater.org](mailto:info@safewater.org)

OR



(306) 934-0389